

# INSTALATION


## Battery Box BBR2B-96V

## Intelligent Battery Door Design


1. Lepas baut pengikat cover case




2. Lepas cover case



3. Lepas baut pengikat rel battery




4. Tarik rel battery ke arah depan




5. Rangkai battery secara "SERI"



6. Posisikan battery seperti pada gambar




7. Pasang kabel battery pada socket tersedia




8. Buka penutup socket external battery



9. Hubungkan battery box dengan UPS PlusIII-3KLRB



10. Pasang PDU & MBS seperti pada gambar



Only Supported UPS : PlusIII - 3KLRB